

TRUST BANK 1ST MUTUAL FUND
Statement of Financial Position (Un-audited)
As at December 31, 2015

ASSETS

	Amount in Taka	
	31-Dec-15	30-Jun-15
Investment at Fair Value	2,144,098,836	1,924,999,045
Dividend Receivable	9,135,207	8,772,679
Interest Receivables	1,303,356	1,990,779
Advance, Deposit & Prepayments	94,334,710	5,616,463
Other Receivable	2,020,280	3,573
Cash & cash equivalents	486,814,791	698,147,746
Preliminary & Issue Expenses	20,894,447	23,479,907
	2,758,601,627	2,663,010,192

LIABILITIES

Accounts Payable

15,549,608	14,997,417
15,549,608	14,997,417
2,743,052,019	2,648,012,775

Net Assets

On behalf of TBL 1st Mutual Fund:

Capital Fund

Unit Premium

Dividend Equalization Reserve

Unrealized Gain

Retained Earnings

2,531,375,240	2,368,847,140
75,584,537	48,604,866
25,709,553	25,709,553
63,827,804	26,375,334
46,554,885	178,475,882
2,743,052,019	2,648,012,775

Net Assets Value (NAV)

At cost

At Market (Fair Value)

Net Assets Value (NAV) per unit

At cost

At Market (Fair Value)

2,679,224,214	2,621,637,441
2,743,052,019	2,648,012,775


10.58


10.84

11.07

11.18

On behalf of Trust Bank 1st Mutual Fund:



Chairman, Trustee
Investment Corporation of Bangladesh


Member, Trustee
Investment Corporation of Bangladesh

Dhaka

Date: January 28, 2016


CEO & Managing Director
Asset Manager


Chief of Operations
Asset Manager



Chief Compliance Officer
Asset Manager


TRUST BANK 1ST MUTUAL FUND
Statement of Profit or Loss and Other Comprehensive Income (Un-audited)
For the period from July 01, 2015 to December 31, 2015

INCOME	Amount in Taka		Amount in Taka	
	July 01, 2015 to Dec 31, 2015	July 01, 2014 to Dec 31, 2014	October 01, 2015 to Dec 31, 2015	October 01, 2014 to Dec 31, 2014
Interest Income	24,744,316	30,257,621	10,948,949	14,486,809
Net Income on sale of Securities	25,161,376	51,657,913	3,999,287	15,096,712
Income from capital market investment	29,543,135	25,610,658	11,152,777	10,572,831
Other Income	22,139	-	-	-
	79,470,966	107,526,191	26,101,014	40,156,352
EXPENSES				
Management Fees	14,430,465	13,231,505	7,177,527	6,796,295
Amortization of preliminary & issue Exp.	2,585,459	2,586,779	1,291,213	1,294,049
Annual Listing Fees	2,041,497	1,979,178	549,173	597,826
Trustee Fees	1,184,424	1,087,260	592,212	540,659
Custodian Fees	1,095,122	808,804	511,526	415,031
CDBI Charges	148,406	89,816	61,926	30,162
Bank charges	81,911	41,876	81,225	41,348
Other Expenses	316,909	177,188	272,865	147,056
	21,884,192	20,002,405	10,537,668	9,862,426
Profit during the period	57,586,774	87,523,786	15,563,346	30,293,926
(Provision) or write back against Investment	-	-	-	-
Net profit for the period	57,586,774	87,523,786	15,563,346	30,293,926
Earnings per unit (EPU)	0.23	0.35	0.06	0.12

* Note: As per IFRS 9-Financial Instrument, financial securities (Investments at Statement of Financial Position) are measured at fair value, gains and losses are recognized entirely in profit or loss.


On behalf of Trust Bank 1st Mutual Fund:


Chairman, Trustee
Investment Corporation of Bangladesh


Member, Trustee
Investment Corporation of Bangladesh

Dhaka
Date: January 28, 2016


CEO & Managing Director
Asset Manager



Chief of Operations
Asset Manager


Chief Compliance Officer
Asset Manager

TRUST BANK 1ST MUTUAL FUND
Statement of Cash Flows
For the period from July 01, 2015 to December 31, 2015


	Amount in Taka	
	July 01, 2015 to Dec 31, 2015	July 01, 2014 to Dec 31, 2014
A. Cash flows from / (used in) Operating Activities		
Interest on Bank Deposits	25,431,739	33,367,807
Dividend Income	27,163,900	21,041,332
Profit from sell of securities	25,161,376	51,657,913
Other income	22,139	-
Operating expenses	(18,746,541)	(17,310,572)
Change in Advances, Deposits & Prepayments	1,281,753	1,514,461
Net cash from Operating Activities	60,314,365	90,270,940
B. Cash flows from Investing Activities		
Net Investment in Shares & Securities	(181,647,321)	(253,831,988)
On behalf of Advance Against investment	(90,000,000)	-
Net cash from investing Activities	(271,647,321)	(253,831,988)
C. Cash flows from Financing Activities		
Capital Fund	-	-
Dividend paid	-	-
Net cash used in Financing Activities	-	-
Net cash flows (A+B+C)	(211,332,955)	(163,561,048)
Cash & Cash Equivalents at the Beginning of the period	698,147,746	695,773,698
Cash & Cash Equivalents at the end of the period	486,814,791	532,212,650
Net Operating Cash flow per unit	0.24	0.36

On behalf of Trust Bank 1st Mutual Fund:


Chairman, Trustee
Investment Corporation of Bangladesh


CEO & Managing Director
Asset Manager


Member, Trustee
Investment Corporation of Bangladesh


Chief of Operations
Asset Manager


Chief Compliance Officer
Asset Manager


Dhaka
Date: January 28, 2016


TRUST BANK 1ST MUTUAL FUND

Statement of Changes in Equity
For the period ended 31 December 2015

Particulars	Amount in Taka					Total Equity
	Capital Fund	Unit Premium	Retained Earnings	Unrealized Gain	Dividend Equalization Reserve	
Balance as at 1 July 2015	2,368,847,140	48,604,866	178,475,882	26,375,334	25,709,553	2,648,012,775
Dividend (Re- investment) for 2014-15	162,528,100	26,979,671	(189,507,771)	-	-	57,586,774
Profit during the year	-	-	57,586,774	-	-	37,452,470
Unrealized Gain	-	-	-	37,452,470	-	37,452,470
Balance as at 31 Dec. 2015	2,531,375,240	75,584,537	46,554,885	63,827,804	25,709,553	2,743,052,019


On behalf of Trust Bank 1st Mutual Fund:



Chairman, Trustee
Investment Corporation of Bangladesh


Member, Trustee
Investment Corporation of Bangladesh

Dhaka
Date: January 28, 2016


CEO & Managing Director
Asset Manager


Chief of Operations
Asset Manager


Chief Compliance Officer
Asset Manager