

TRUST BANK 1ST MUTUAL FUND
Statement of Financial Position (Un-Audited)
As at March 31, 2017

	Amount in Taka	
	31-Mar-17	30-Jun-16
ASSETS		
Investment-at Fair Value	3,054,812,066	2,415,650,452
Dividend Receivable	7,321,982	3,354,844
Interest Receivable	17,372,228	10,148,838
Advance, Deposit & Prepayments	4,235,768	6,683,355
Other Receivable	58,663,750	3,721,010
Cash & Cash Equivalents	196,055,053	472,922,817
Preliminary & Issue Expenses	14,487,005	18,337,091
	3,352,947,851	2,930,818,407
LIABILITIES		
Accounts Payable	77,555,579	73,486,583
	77,555,579	73,486,583
NET ASSETS	3,275,392,272	2,857,331,824
OWNERS' EQUITY		
Capital Fund	2,643,880,800	2,531,375,240
Unit Premium	89,647,739	75,584,537
Unrealised Gain	468,666,217	119,304,443
Retained Earnings	73,197,516	131,067,604
	3,275,392,272	2,857,331,824
Net Assets Value (NAV)		
At Market (Fair Value)	3,275,392,272	2,857,331,824
At Cost	2,806,726,055	2,738,027,381
Net Assets Value (NAV) per unit		
At Market (Fair Value)	12.39	11.29
At Cost	10.62	10.82

On behalf of Trust Bank 1st Mutual Fund:




Chairman, Trustee
Investment Corporation of Bangladesh



CEO & Managing Director
Bangladesh RACE Management, PCL



Member, Trustee
Investment Corporation of Bangladesh

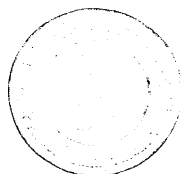


Chief of Operations
Bangladesh RACE Management, PCL



Chief Compliance Officer
Bangladesh RACE Management, PCL

Dhaka
Date: April 30, 2017




TRUST BANK 1ST MUTUAL FUND
Statement of Profit or Loss & other Comprehensive Income (Un-Audited)
For the period from July 01, 2016 to March 31, 2017

	Amount in Taka			
	July 01, 2016 to March 31, 2017	July 01, 2015 to March 31, 2016	Jan. 01, 2017 to March 31, 2017	Jan. 01, 2016 to March 31, 2016
INCOME				
Interest Income	33,044,119	39,318,825	12,053,621	12,640,726
Net Income on sale of securities	25,388,419	28,521,763	24,426,815	3,360,387
Income from dividend	44,995,086	34,862,594	13,138,385	7,253,242
Other Income	-	22,139	-	-
	103,427,624	102,725,320	49,618,821	23,254,355
EXPENSES				
Management Fees	22,667,432	21,514,431	7,487,100	7,083,966
Amortization of Preliminary & Issue Exp.	3,850,086	3,864,138	1,264,627	1,278,679
Annual Listing Fees	3,651,959	2,953,384	1,020,150	911,887
Trustee Fees	1,926,658	1,817,268	660,970	632,844
Custodian Fees	1,888,229	1,543,948	640,046	448,827
CDBL Charges	262,582	190,959	90,133	42,554
Bank Charges	83,728	98,001	447	16,090
Other Expenses	398,275	524,981	97,013	208,072
	34,728,949	32,507,110	11,260,486	10,622,918
Profit for the period	68,698,675	70,218,211	38,358,335	12,631,437
Market risk reserve (Provision)/Write back	-	-	-	-
Net Profit for the period	68,698,675	70,218,211	38,358,335	12,631,437
Earnings Per Unit (EPU)	0.26	0.27	0.15	0.05

On behalf of Trust Bank 1st Mutual Fund:



Chairman, Trustee
Investment Corporation of Bangladesh



Member, Trustee
Investment Corporation of Bangladesh

Dhaka
Date: April 30, 2017




CEO & Managing Director
Bangladesh RACE Management, PCL



Chief of Operations
Bangladesh RACE Management, PCL



Chief Compliance Officer
Bangladesh RACE Management, PCL



TRUST BANK 1ST MUTUAL FUND
Statement of Changes in Equity (Un-Audited)
For the period ended March 31,2017

Particulars	Capital fund	Unit premium	Unrealised gain	Retained earnings	Total equity
Balance at June 30, 2016	2,531,375,240	75,584,537	119,304,443	131,067,604	2,857,331,824
Net profit for the year	-	-	-	68,698,675	68,698,675
Dividend (Re-investment)	112,505,560	14,063,202	-	(126,568,762)	-
Unrealized gain	-	-	349,361,774	-	349,361,774
Balance at March 31,2017	2,643,880,800	89,647,739	468,666,217	73,197,516	3,275,392,272

On behalf of Trust Bank 1st Mutual Fund:




Chairman, Trustee
Investment Corporation of Bangladesh



CEO & Managing Director
Bangladesh RACE Management, PCL



Member, Trustee
Investment Corporation of Bangladesh




Chief of Operations
Bangladesh RACE Management, PCL



Chief Compliance Officer
Bangladesh RACE Management, PCL

Dhaka
Date: April 30, 2017



TRUST BANK 1ST MUTUAL FUND

Statement of Cash Flows (Un-Audited)

For the period from July 01, 2016 to March 31, 2017

Particular	July 01, 2016 to March 31, 2017	July 01, 2015 to March 31, 2016
Cash flows from operating activities:		
Interest Income	25,820,729	31,284,148
Income from dividend	41,027,948	38,345,342
Net Income on sale of securities	25,388,419	28,521,763
Other income	-	22,139
Operating expenses	(24,362,280)	(33,347,841)
Net cash flow from operating activities (A)	67,874,817	64,825,551
Cash flows from investing activities:		
Net Investment in securities	(344,742,580)	(535,632,186)
Net cash used in investing activities (B)	(344,742,580)	(535,632,186)
Cash flows from financing activities:		
Capital contribution	-	-
Net cash from financing activities (C)	-	-
Net increase/(decrease) (D = A+B+C)	(276,867,764)	(470,806,636)
Opening cash and cash equivalents (E)	472,922,817	698,147,746
Closing cash and cash equivalents (F = D+E)	196,055,053	227,341,111
 Net Operating Cash Flow Per Unit (NOCFPU)	 0.26	 0.25

On behalf of Trust Bank 1st Mutual Fund:



Chairman, Trustee
Investment Corporation of Bangladesh



CEO & Managing Director
Bangladesh RACE Management, PCL



Member, Trustee
Investment Corporation of Bangladesh



Chief of Operations
Bangladesh RACE Management, PCL



Chief Compliance Officer
Bangladesh RACE Management, PCL

Dhaka
Date: April 30, 2017

